

Scaled data based on original data using
LM-79-08 Approved Method: Electrical and Photometric Measurements of Solid-
State Lighting Products

Test Report Prepared for
Cooper Lighting Solutions
(formerly Eaton)

Brand: McGRAW-EDISON

Report Number: P386975

Luminaire Tested: **GWC-SA2D-722-U-SL3**

Issue Date: 3/3/2020

Test Information

Test Method: LM-79-08
Report Number: P386975
TEST IS SCALED FROM IESNA LM-79-08 TEST DATA (G2-1903-205-22)
Test Lab: INNOVATION CENTER
Issue Date: 3/3/2020
Manufacturer: COOPER LIGHTING SOLUTIONS (FORMERLY EATON)
Product Line: MCGRAW-EDISON
Catalog Number: GWC-SA2D-722-U-SL3
Description: GALLEON WALL LUMINAIRE
(2) 70 CRI, 2200K, 1200mA LIGHTSQUARES WITH 16 LEDS EACH AND TYPE III
SPILL LIGHT ELIMINATOR OPTICS
Light Source: -
Ballast/Driver: ELECTRONIC DRIVER

Summary

Lumens per Lamp: N/A
Luminaire Lumens: 11905 lumens
Efficiency: N/A
Efficacy: 93.0 lumens/watt
Luminous Opening: Rectangular (W 1' x L: 0.5' x H: 0')
IES Classification: Type III - Medium
BUG Rating: B2 - U0 - G3

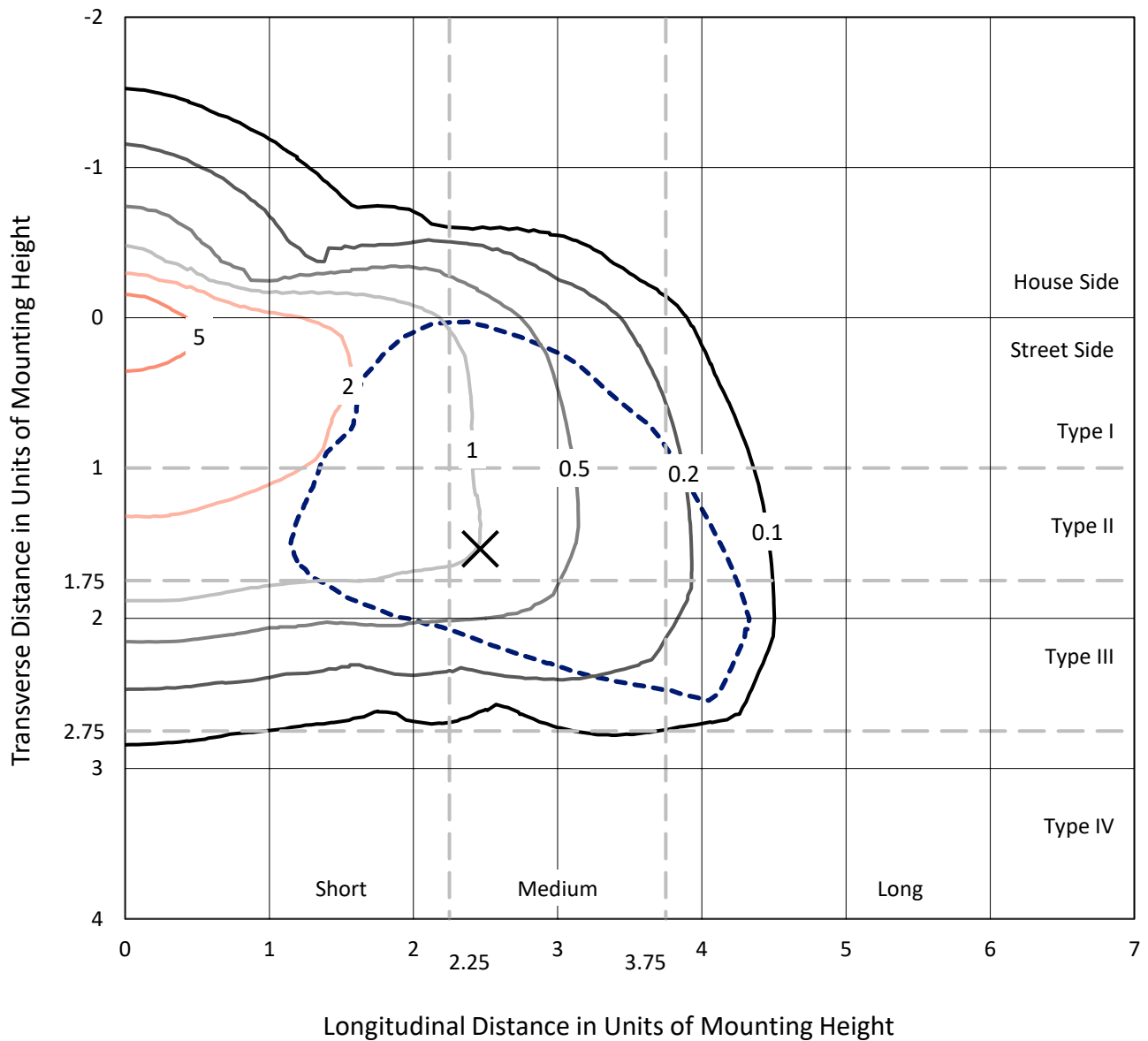
Input Watts (W): 128
Input Voltage (V): NR
Input Current (A_{in}): NR
Voltage Rise (V): NR
Power Factor: NR
Total Harmonic Distortion (THDi): NR
Frequency (hertz): 60
Stabilization Time: NR
Operation Time: NR
Ambient Temperature (°C): NR
Test Distance: 24 FT



REPORT NUMBER: P386975
 CATALOG NUMBER: GWC-SA2D-722-U-SL3

Iso-Footcandle Lines of Horizontal Illumination

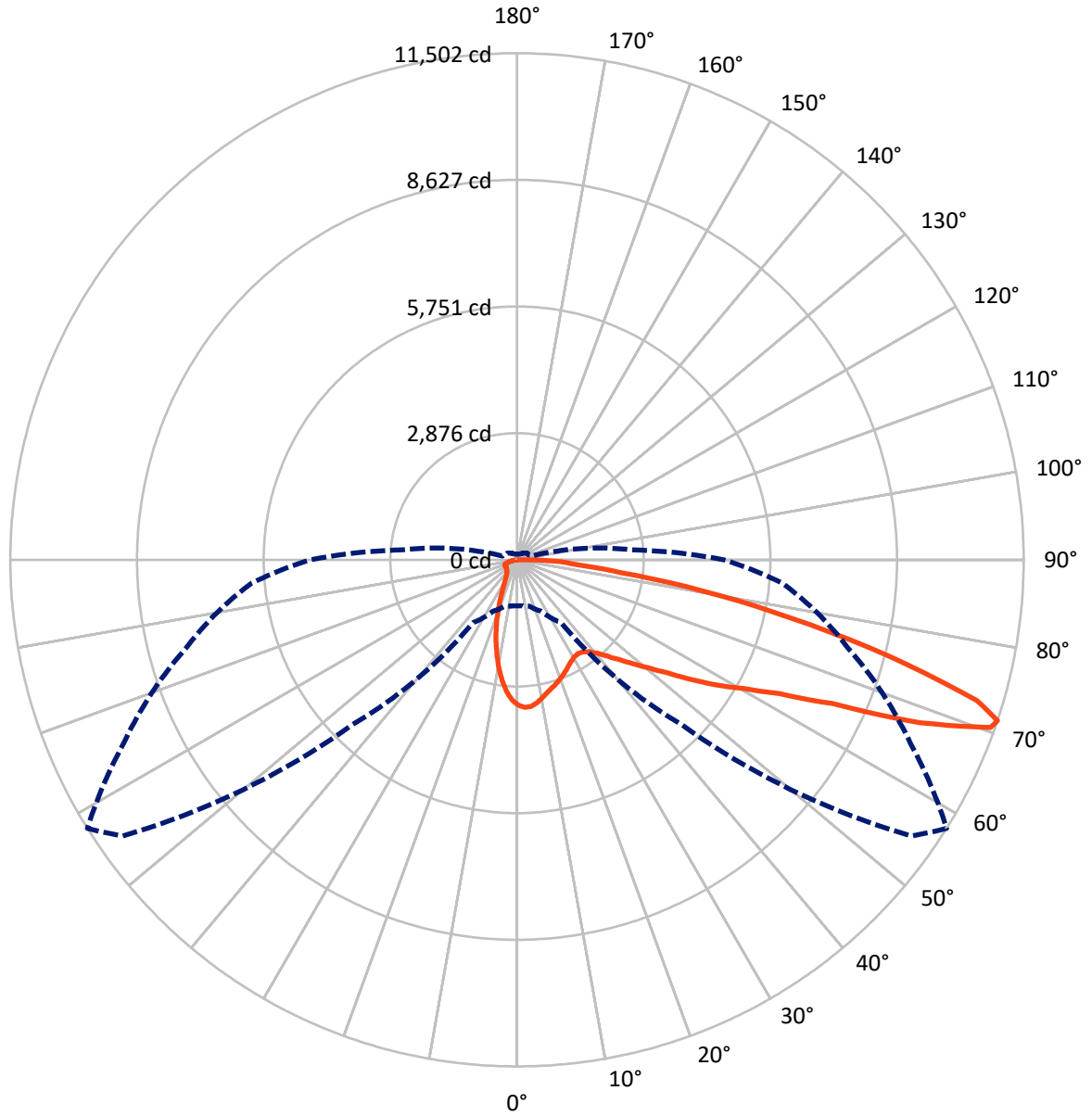
✕ Max cd
 - - - 1/2 Max cd



Based on 20 foot mounting height. Maximum calculated value = 8.2 fc
 Type III - Medium - N/A

REPORT NUMBER: P386975
CATALOG NUMBER: GWC-SA2D-722-U-SL3

Luminous Intensity Polar Plot



— Vertical Plane Through 58-Deg Lateral - - - Horizontal Cone Through 71-Deg Vertical

REPORT NUMBER: P386975

CATALOG NUMBER: GWC-SA2D-722-U-SL3

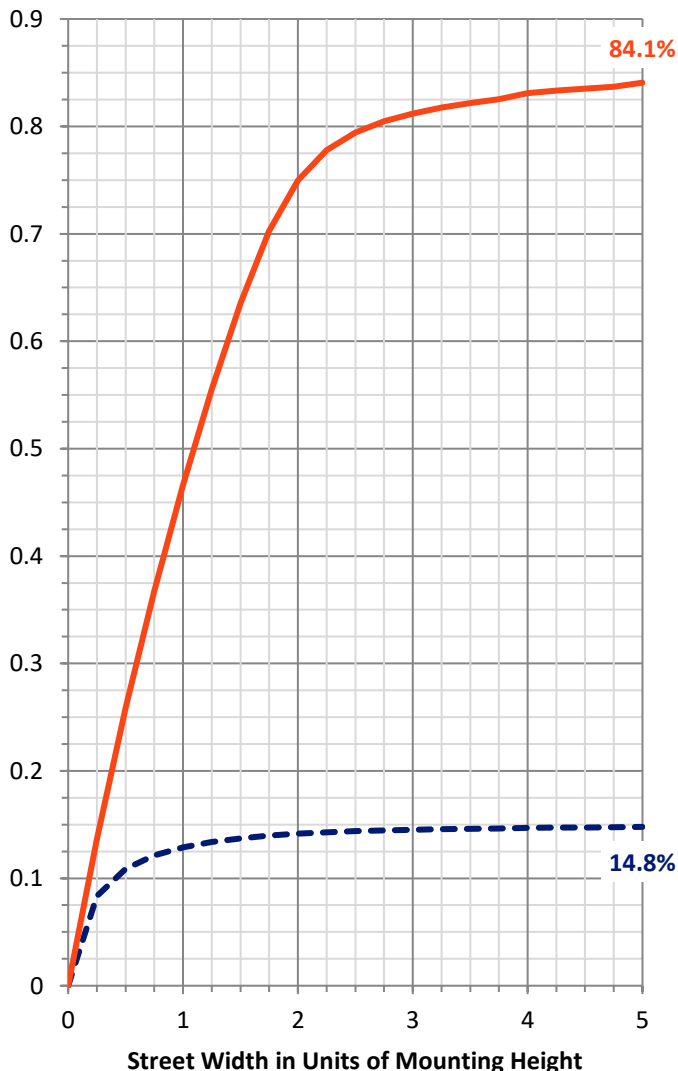
FLUX DISTRIBUTION:

		Downward	Upward	Total
House Side	Lumens	1779.9	0.0	1779.9
	% Fixture	15.0	0.0	15.0
Street Side	Lumens	10125.1	0.0	10125.1
	% Fixture	85.0	0.0	85.0
Total	Lumens	11905.0	0.0	11905.0
	% Fixture	100.0	0.0	100.0

ZONAL LUMENS:

Zone	Lumens	% Fixture
0°-10°	284.6	2.4
10°-20°	632.8	5.3
20°-30°	804.2	6.8
30°-40°	1024.3	8.6
40°-50°	1452.6	12.2
50°-60°	2247.9	18.9
60°-70°	3060.2	25.7
70°-80°	2041.5	17.1
80°-90°	356.9	3.0
90°-100°	0.0	0.0
100°-110°	0.0	0.0
110°-120°	0.0	0.0
120°-130°	0.0	0.0
130°-140°	0.0	0.0
140°-150°	0.0	0.0
150°-160°	0.0	0.0
160°-170°	0.0	0.0
170°-180°	0.0	0.0
0°-90°	11905.0	100.0
0°-180°	11905.0	100.0

Coefficient of Utilization



REPORT NUMBER: P386975

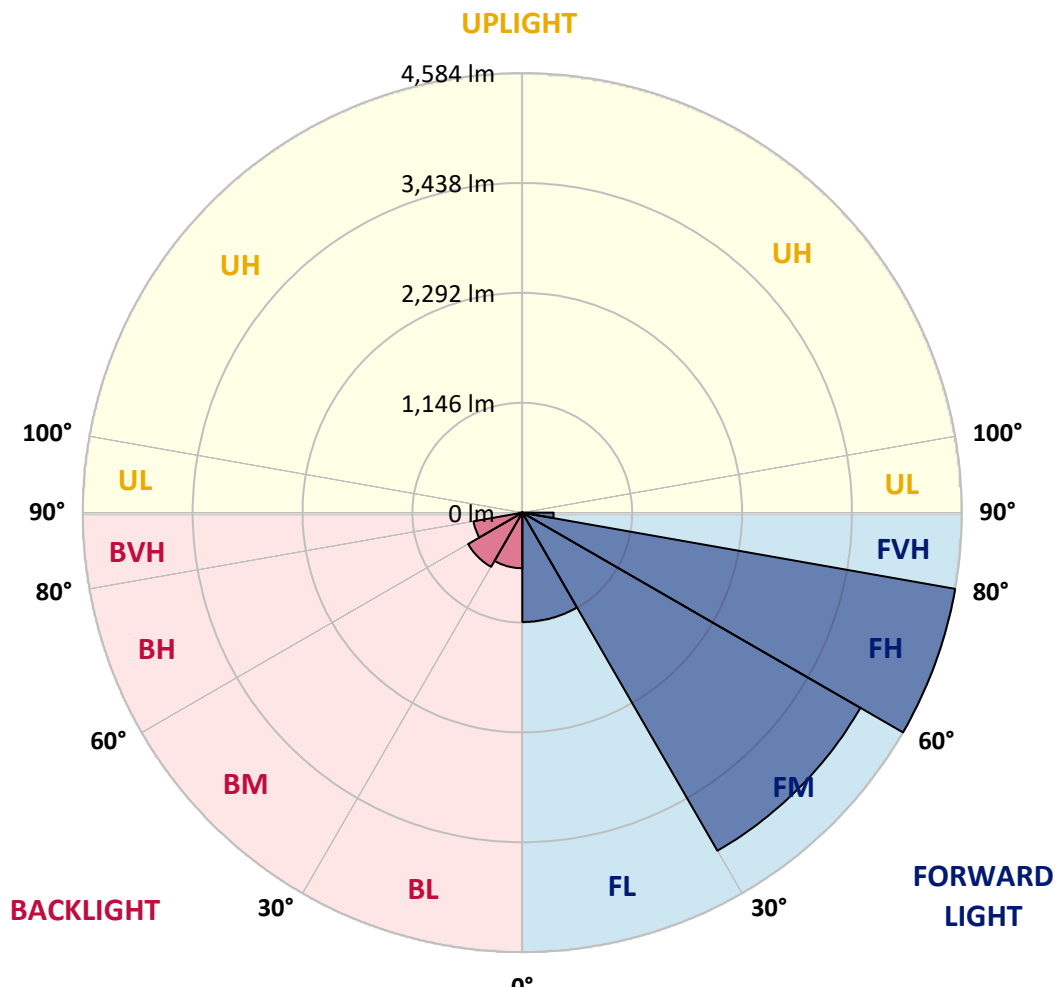
CATALOG NUMBER: GWC-SA2D-722-U-SL3

LUMINAIRE CLASSIFICATION SYSTEM LUMEN TABLE AND BUG RATING:

Zone	Lumens	% Fixture	Zone Rating/Lumen Limit		
			B	U	G
FL (0°-30°)	1141.3	9.6			
FM (30°-60°)	4072.1	34.2			
FH (60°-80°)	4584.5	38.5			G2/5000
FVH (80°-90°)	327.3	2.7			G3/500
BL (0°-30°)	580.2	4.9	B2/1000		
BM (30°-60°)	652.7	5.5	B1/1000		
BH (60°-80°)	517.3	4.3	B2/1000		G2/1000
BVH (80°-90°)	29.7	0.2			G1/100
UL (90°-100°)	0.0	0.0		U0/0	
UH (100°-180°)	0.0	0.0		U0/0	

BUG Rating: B2-U0-G3

Type III Medium





REPORT NUMBER: P386975

CATALOG NUMBER: GWC-SA2D-722-U-SL3

CANDELA DISTRIBUTION (FULL):

	0°	5°	15°	25°	35°	45°	55°	58°	65°	75°	85°
0°	3298.5	3298.5	3298.5	3298.5	3298.5	3298.5	3298.5	3298.5	3298.5	3298.5	3298.5
2.5°	3386.0	3381.4	3383.1	3379.8	3371.9	3364.0	3352.4	3354.5	3338.3	3314.2	3284.4
5°	3322.1	3320.5	3332.9	3340.0	3345.8	3341.2	3337.9	3342.0	3318.4	3285.2	3233.4
7.5°	3188.2	3169.9	3185.7	3209.3	3231.7	3248.7	3271.1	3274.0	3259.1	3224.3	3156.2
10°	2997.8	2980.4	3003.6	3040.5	3085.3	3126.0	3171.2	3179.5	3182.4	3150.8	3068.3
12.5°	2800.4	2787.2	2810.4	2862.2	2936.5	2999.1	3071.2	3083.7	3109.4	3088.2	2987.0
15°	2623.8	2618.8	2647.0	2698.0	2783.4	2879.2	2983.3	3006.1	3049.7	3042.6	2923.6
17.5°	2471.2	2469.9	2491.5	2545.0	2639.5	2760.6	2895.8	2934.4	2999.1	3007.4	2871.3
20°	2357.5	2355.1	2370.0	2409.4	2506.8	2644.1	2801.3	2854.3	2947.6	2976.7	2817.4
22.5°	2296.6	2296.2	2296.6	2315.2	2394.9	2522.6	2709.2	2773.9	2897.5	2952.2	2757.7
25°	2286.2	2285.0	2275.8	2273.8	2319.0	2421.0	2618.0	2689.3	2849.8	2935.2	2700.9
27.5°	2313.2	2314.8	2302.8	2283.3	2292.4	2354.2	2538.8	2615.1	2811.6	2931.9	2661.5
30°	2369.2	2368.3	2358.0	2337.6	2319.8	2329.3	2482.4	2558.7	2785.9	2946.4	2634.6
32.5°	2430.9	2435.5	2433.4	2422.2	2395.7	2357.5	2465.4	2540.0	2778.5	2981.2	2622.9
35°	2505.2	2510.1	2525.1	2533.8	2502.7	2441.3	2501.9	2566.5	2800.0	3046.8	2641.6
37.5°	2575.7	2588.5	2630.4	2667.3	2640.8	2572.4	2598.9	2644.9	2866.8	3150.0	2691.8
40°	2656.9	2668.1	2736.6	2814.9	2810.8	2739.9	2755.2	2785.9	2984.6	3298.1	2782.6
42.5°	2737.0	2759.4	2858.5	2969.6	3001.6	2938.9	2963.4	2979.6	3150.4	3494.2	2941.0
45°	2843.6	2867.6	3005.3	3139.2	3213.9	3178.6	3217.6	3223.8	3359.0	3761.3	3171.2
47.5°	3004.9	3032.2	3192.7	3333.3	3447.4	3451.1	3515.4	3512.9	3619.5	4066.9	3461.0
50°	3256.2	3295.6	3427.0	3558.5	3697.0	3774.1	3860.0	3848.0	3931.7	4392.4	3794.9
52.5°	3585.4	3603.7	3701.1	3798.2	3970.3	4143.2	4266.4	4255.6	4285.9	4727.1	4173.9
55°	3926.7	3940.4	3980.7	4033.7	4265.1	4547.1	4807.6	4790.6	4713.8	5074.6	4548.4
57.5°	4233.6	4261.4	4289.2	4311.2	4562.1	4969.3	5361.2	5362.4	5178.3	5449.5	4935.3
60°	4281.3	4305.8	4489.5	4662.8	5070.1	5532.4	5953.8	5941.3	5658.9	5856.3	5366.6
62.5°	3784.5	3839.7	4146.5	4607.7	5559.4	6562.5	6709.8	6694.4	6233.7	6357.7	5868.8
65°	2712.1	2774.7	3145.0	3838.0	5322.2	7697.6	8074.1	7867.6	7017.5	6974.3	6456.8
67.5°	1564.6	1579.6	1740.1	2296.6	4052.4	7756.9	10155.5	9866.4	8234.6	7673.9	6744.6
70°	1157.0	1156.6	1194.7	1413.3	2192.9	6330.7	11145.3	11404.5	9516.0	7904.1	6337.8
71°	1046.3	1047.5	1090.2	1286.4	1736.7	5299.0	10935.1	11502.4	9853.6	7790.5	6043.3
72.5°	894.9	899.1	958.4	1153.7	1461.0	3654.3	10029.4	10915.2	10013.6	7510.1	5582.6
75°	678.9	688.4	770.5	972.5	1335.3	1853.3	7360.8	8716.1	8895.6	6626.8	4148.2
77.5°	484.4	495.1	588.0	817.8	1269.4	1396.7	4929.5	6357.7	6546.4	4246.9	1871.1
80°	306.0	318.9	389.0	650.7	1192.7	1326.2	3097.8	4273.4	3569.7	1359.0	476.1
82.5°	179.6	189.5	241.4	425.1	974.1	1277.3	1822.6	2368.7	1389.2	410.5	216.5
85°	104.1	108.6	150.5	270.8	707.5	1205.5	1339.0	1324.1	603.0	200.7	102.4
87.5°	48.5	53.9	89.2	141.4	392.7	873.8	1058.3	914.4	374.9	94.1	48.1
90°	0.0	0.0	0.0	0.0	0.0	0.0	0.0	0.0	0.0	0.0	0.0



REPORT NUMBER: P386975
 CATALOG NUMBER: GWC-SA2D-722-U-SL3

CANDELA DISTRIBUTION (continued):

	90°	95°	105°	115°	125°	135°	145°	155°	165°	175°	180°
0°	3298.5	3298.5	3298.5	3298.5	3298.5	3298.5	3298.5	3298.5	3298.5	3298.5	3298.5
2.5°	3269.9	3262.8	3233.4	3207.2	3179.9	3144.2	3104.8	3099.8	3075.8	3080.4	3072.1
5°	3205.2	3187.3	3116.4	3052.2	2976.3	2908.3	2834.4	2800.4	2751.5	2748.2	2735.7
7.5°	3112.7	3079.5	2969.6	2847.7	2725.8	2609.7	2494.8	2419.3	2342.2	2309.4	2306.5
10°	3008.6	2952.2	2790.5	2610.1	2434.3	2264.6	2100.4	1978.9	1869.4	1817.6	1815.5
12.5°	2909.9	2826.6	2604.7	2359.2	2118.7	1898.9	1673.7	1514.0	1376.8	1330.8	1311.3
15°	2826.1	2708.8	2423.9	2110.0	1818.0	1512.8	1256.5	1088.6	961.7	917.7	909.4
17.5°	2744.9	2593.9	2238.5	1858.2	1505.3	1169.9	913.2	788.3	720.7	702.9	702.5
20°	2664.0	2475.7	2044.9	1600.7	1203.0	875.0	702.1	646.1	623.3	621.2	617.9
22.5°	2572.4	2350.5	1841.2	1342.4	938.9	688.0	596.7	574.4	571.4	578.9	578.9
25°	2486.5	2226.1	1634.7	1089.4	730.3	573.9	532.9	528.3	536.2	549.5	550.7
27.5°	2406.5	2106.2	1433.2	864.6	585.1	505.5	488.5	493.9	508.0	523.3	523.8
30°	2340.5	1993.0	1237.4	681.3	494.3	454.5	451.6	462.4	477.7	489.8	492.7
32.5°	2289.5	1896.4	1048.3	547.8	435.0	416.4	418.8	428.0	437.5	444.1	448.7
35°	2265.9	1813.5	873.8	462.0	397.3	386.9	390.2	395.2	399.4	404.3	408.1
37.5°	2270.0	1749.2	717.8	408.5	372.0	366.6	366.6	366.6	366.6	369.1	369.5
40°	2308.6	1712.3	590.9	374.5	355.0	349.2	344.6	340.5	337.1	338.8	338.0
42.5°	2407.3	1709.0	498.0	352.9	341.3	331.8	322.6	316.8	312.7	314.3	315.2
45°	2574.8	1750.4	435.4	337.6	328.4	313.9	302.3	296.1	293.2	298.6	299.4
47.5°	2791.7	1840.8	397.3	326.4	316.4	297.3	284.9	279.1	279.9	287.8	289.9
50°	3071.2	1987.6	379.0	319.3	308.1	283.2	270.4	265.4	267.9	279.1	281.6
52.5°	3378.1	2199.1	381.1	317.2	302.7	272.9	259.2	253.4	257.5	267.9	270.0
55°	3732.3	2453.3	415.5	320.1	294.8	266.2	250.1	240.1	243.4	253.0	254.6
57.5°	4125.8	2744.4	484.8	319.3	284.9	260.0	240.5	225.6	228.1	233.9	235.5
60°	4535.5	3096.1	592.2	321.8	280.3	252.5	227.7	209.0	208.2	213.2	214.0
62.5°	5027.3	3502.9	714.9	323.5	283.2	243.0	210.7	192.4	189.9	191.2	192.0
65°	5534.1	3797.4	668.9	316.8	292.4	235.1	195.7	176.2	171.7	170.9	171.3
67.5°	5549.9	3481.8	469.0	303.6	296.1	231.0	184.5	162.6	155.1	152.2	151.8
70°	4977.2	2828.6	365.3	289.5	281.2	224.3	174.2	151.4	140.2	135.6	135.2
71°	4697.7	2603.9	346.3	282.4	270.0	217.7	169.6	146.4	134.8	129.8	129.0
72.5°	4259.3	2334.3	323.0	271.2	248.4	200.7	160.9	139.3	127.3	121.5	120.3
75°	3056.7	1526.5	277.4	241.8	205.7	160.1	141.0	125.2	114.9	107.8	107.0
77.5°	1177.7	607.5	209.8	201.1	157.6	125.2	116.1	108.2	100.8	93.7	93.3
80°	364.1	271.6	153.0	151.4	114.0	93.3	90.4	88.3	85.4	78.0	76.3
82.5°	194.5	155.9	105.3	97.9	74.6	62.2	65.5	66.4	66.8	58.9	58.1
85°	92.9	82.5	59.3	55.6	43.5	34.8	40.2	43.5	44.0	36.1	33.6
87.5°	44.4	43.1	27.8	21.1	16.2	11.6	14.1	17.4	19.1	13.7	12.0
90°	0.0	0.0	0.0	0.0	0.0	0.0	0.0	0.0	0.0	0.0	0.0

Signify Classified - Internal
Cooper Lighting Solutions Photometric Lab
1121 Highway 74 South
Peachtree City, GA 30269

Scaled Data Report



Report Generated By 670245982

Signify Classified - Internal
Cooper Lighting Solutions Photometric Lab
1121 Highway 74 South
Peachtree City, GA 30269

Scaled Data Report



Signify Classified - Internal
Cooper Lighting Solutions Photometric Lab
1121 Highway 74 South
Peachtree City, GA 30269

Scaled Data Report



Signify Classified - Internal
Cooper Lighting Solutions Photometric Lab
1121 Highway 74 South
Peachtree City, GA 30269

Scaled Data Report



Signify Classified - Internal
Cooper Lighting Solutions Photometric Lab
1121 Highway 74 South
Peachtree City, GA 30269

Scaled Data Report



--- HS — SS

Signify Classified - Internal
Cooper Lighting Solutions Photometric Lab
1121 Highway 74 South
Peachtree City, GA 30269

Scaled Data Report



u

Signify Classified - Internal
Cooper Lighting Solutions Photometric Lab
1121 Highway 74 South
Peachtree City, GA 30269

Scaled Data Report



Signify Classified - Internal
Cooper Lighting Solutions Photometric Lab
1121 Highway 74 South
Peachtree City, GA 30269

Scaled Data Report



(END OF REPORT)